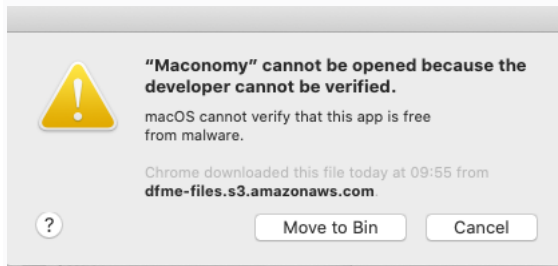


## Instructions for Allowing your Mac to install Maconomy

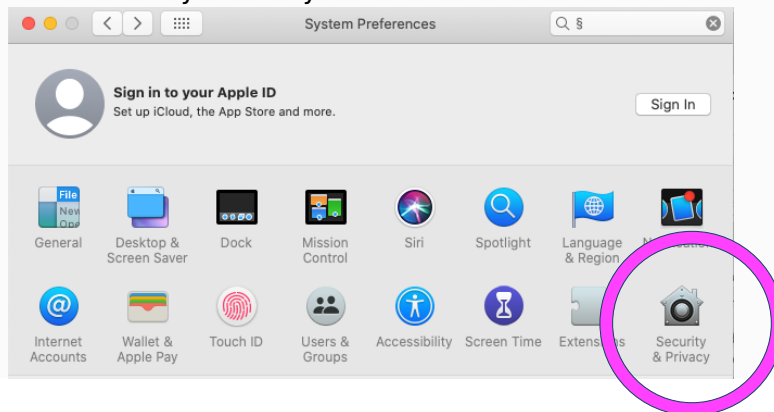
1. If this warning comes up, you need to adjust a setting.  
(If it doesn't show up, go to number 14 to continue)



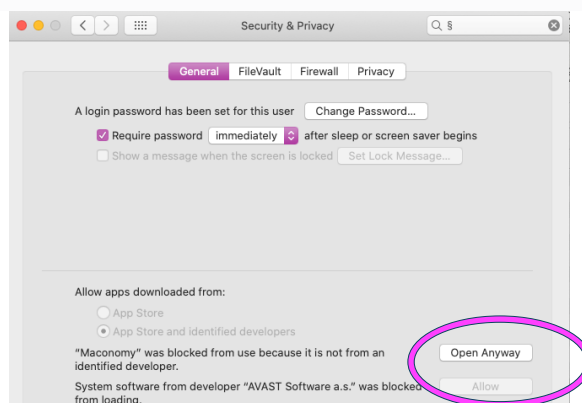
2. Press 'Cancel' or 'OK' (if an OK button shows up instead of cancel) and go to 'System Preferences'



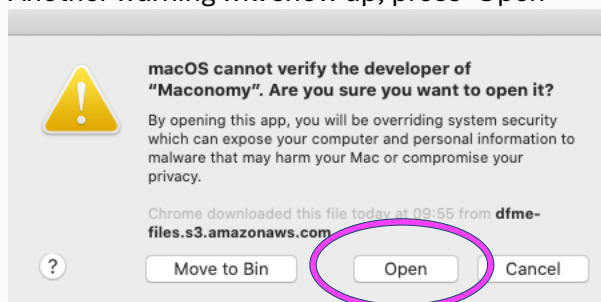
3. Go to 'Security & Privacy'



4. In the lower part of the window this text will appear: "Maconomy" was blocked from use because it is not from an identified developer" → Press 'Open Anyway'.



5. Another warning will show up, press 'Open'



6. After a little bit of thinking the Maconomy Application will now open!