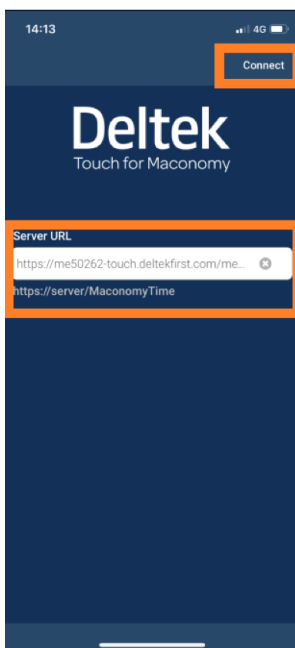


# Maconomy on your mobile phone

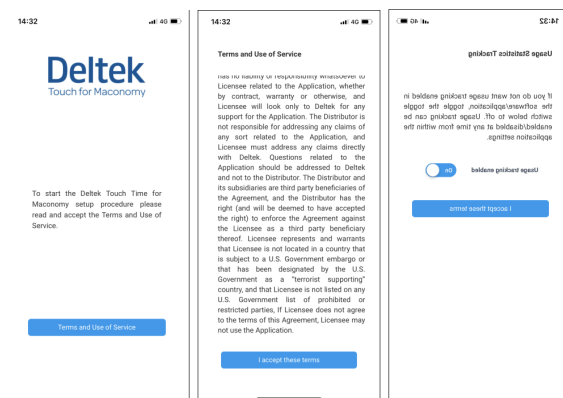
1. Download the app “Deltek Touch for Maconomy” from App Store or Google Play.



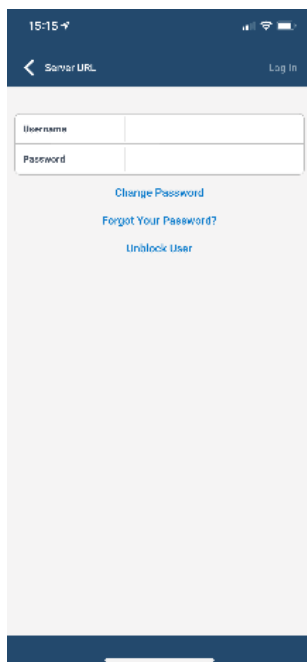
2. Open the app, copy <https://me72678-touch.deltekfirst.com/me72678> paste and tap “Connect”



3. When you first log in to Touch, you need to accept Terms and Use of Service and decide regarding Usage Statistics Tracking.



4. Enter your username and password



15:15

< Server URL Log In

Username

Password

[Change Password](#)

[Forgot Your Password?](#)

[Unlock User](#)

5. Enter a security PIN code that you can remember, repeat



13:54 4G

**Deltek**

Touch for Maconomy

Enter a PIN code to allow fast and easy access in the future.

← X

1 2 3

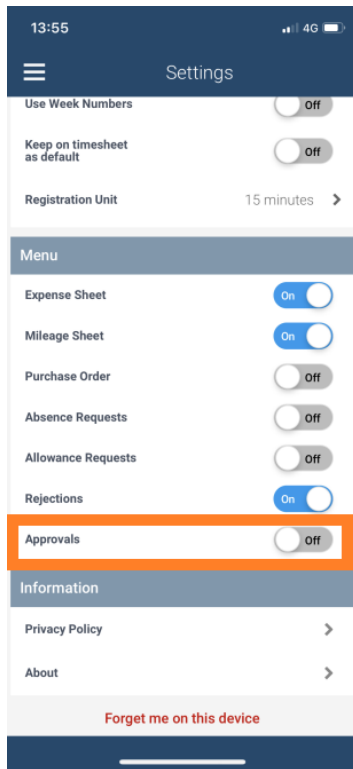
4 5 6

7 8 9

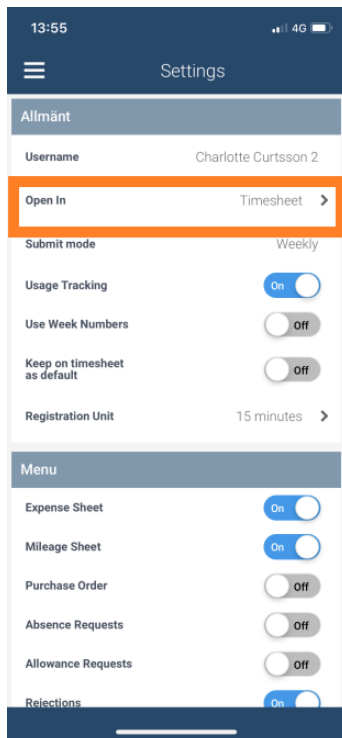
0 ✓

6. You now need to change some settings to get a better user experience – you only need to do this once.

Tap “settings” and turn on approvals



Click on “open in” and choose your start page, for example Summary



7. If you have something to approve or report you will see “to do’s”. In example below there are two items awaiting your approval.

